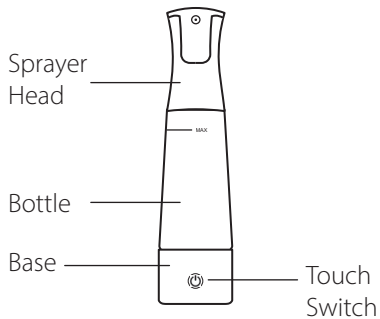


Hypochlorous Acid (HOCl) is an efficient disinfectant on destructing the protein structure and killing microbial pathogens, E-Coli, bacteria & virus. Unlike Chlorine bleach, it is natural, safe and non-irritant.

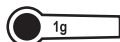
Simply add table salt and water into the EDS01, you could DIY HOCl at home or at work.



EACH PACK INCLUDED



EDS01 x1



Spoon x 1

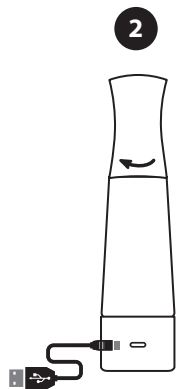


USB Socket x 1

OPERATIONS



- Remove the sprayer head
- Fill in water up to marked MAX line (300ml)
- Put in 1g salt



- Insert and tightly the sprayer head in the bottle
- Plug in the USB cable and connect with power supply of 5V 1A



- Press the Touch Switch
- Electrolysis process starts.
- Color LED light will turn on.

WARNING:

DO NOT turn on the unit without the sprayer head or during inserting the sprayer head.



- The process takes around 8 minutes to complete
- The unit and light will be auto off
- Unplug the USB Cable



- Use the disinfectant solution within 2 days to keep the highest sanitizing effect

APPLICATIONS

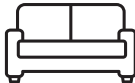
Fruits, Vegetables, Eggs

MUST rinse with running water



Toilet, Kitchen, Door Handle, Furnitures

Wipe with clean cloth



Entrance Mat, Household Cleaning, Keys, Shoes



IMPORTANT NOTES

- Please read this manual before using the product
- After pouring in water & salt, please shake well before Start
- Do not spray on clothing with "Do Not Bleach" marking
- After spraying on the smooth or metal surfaces, please wipe with a dry clean cloth.
- Do not attempt to open or disassemble the base unit, or it will be damaged.

WARNING

- Keep out of reach of children
- DO NOT immerse the bottle base in water
- DO NOT mix the electrolyzed solution with other chemical cleaner or acid substances
- NEVER drink the electrolyzed solution

Specifications

Rating: 5V 1A (USB)

Volume: 300 ml

Dimensions: 66 x 80 x 280 mm

Weight: 204 g



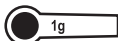
次氯酸水(HOCl)是一種有效的消毒劑,用於破壞蛋白質結構並殺死微生物病原體、大腸桿菌、細菌和病毒。與氯漂白劑不同,它是安全和非刺激性。

使用 EDS01,只需加入鹽和水,便可輕鬆自家製造次氯酸水。

每套機包括



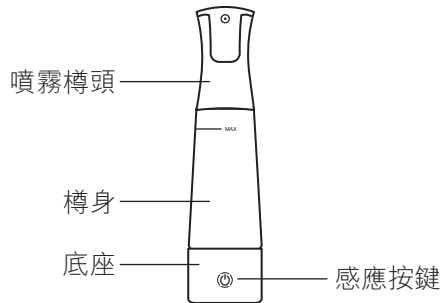
EDS01 x1



匙 x 1



USB 線 x 1



操作


1

Water 300 ml
Salt 1g




- 擰開噴霧頭
- 注入 300毫升水至標記的 MAX 線
- 入1克鈉鹽

2



- 套回噴霧頭並擰緊
- 插上USB線,並連接 5V 1A 電源

3



- 輕按"感應鍵"
- 電解工作
- 彩色LED 亮着

警告:

如噴霧頭尚未擰緊進樽身,切勿開啟電解工作!

4



- 解需時約8分鐘完成
- 完成後自動關機,LED亦會熄掉
- 拔除 USB 線

5

use within

2 DAYS

- 剛製成的消毒水效能最好,請於兩天內用完

應用範圍

水果、蔬菜、蛋



消毒後必須用水沖洗

洗手間、廚房、門手柄、家具



消毒後請用清潔布抹乾

地墊，家居清潔用品，鑰匙、鞋履



重要備註

- 使用產品前請詳細此說明書
- 注入水和鹽，請搖勻後才開始電解
- 如衣物的洗水標籤不可“漂白”，請勿噴上消毒水
- 於光滑或金屬表面噴上消毒水後，請以乾布抹乾
- 請勿拆開底座，以免損壞本機功能



警告

- 請勿讓兒童接觸此機
- 請勿將底座浸入水中
- 請勿將消毒水混入其他化學物質、清潔劑或酸性物質
- 切勿飲用電解後的消毒水

規格

電壓：5V1A (USB)

容量：300 毫升

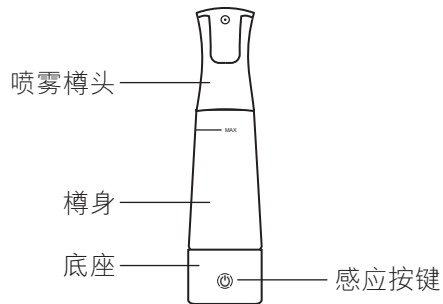
產品尺寸：66 x 80 x 280 mm
(長x闊x高)

重量：204 克



次氯酸水 (HOCl) 是一种有效的消毒剂，用于破坏蛋白质结构并杀死微生物病原体、大肠杆菌、细菌和病毒。与氯漂白剂不同，它是安全和非刺激性。

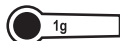
使用 EDS01，只需加入盐和水，便可轻松自家制造次氯酸水。



每套机包括



EDS01 x1



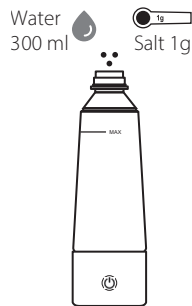
勺子 x 1



USB 线 x 1


操作

1



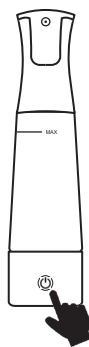
- 拧开喷雾头
- 注入 300毫升水至标记的 MAX 线
- 入1克钠盐

2



- 套回喷雾头并拧紧
- 插上USB线，并连接 5V 1A 电源

3



- 轻按"感应键"
- 开始电解工作
- 彩色LED 亮著

警告：

如喷雾头尚未拧紧进樽身，切勿开启电解工作！

4



- 电解需时约 8分钟完成
- 完成后自动关机，LED 亦会熄掉
- 拔除 USB 线

5

use within

2
DAYS

- 刚制成的消毒水效能最好，请于两天内用完，

应用范围

水果、蔬菜、蛋



消毒后必须用水冲洗

洗手间、厨房、门手柄、家具



消毒后请用干净布抹乾

地垫，家居清洁用品，钥匙、鞋履



重要备注

- 使用产品前请详细此说明书
- 注入水和盐，请摇匀后才开始电解
- 如衣物的洗水标签不可“漂白”，请勿喷上消息水
- 于光滑或金属表面喷上消毒水后，请以乾布抹乾
- 请勿拆开底座，以免损坏本机功能

警告

- 请勿让儿童接触此机
- 请勿将底座浸入水中
- 请勿将消毒水混入其他化学物质、清洁剂或酸性物质
- 切勿饮用电解后的消毒水

规格

电压：5V1A (USB)

容量：300 毫升

产品尺寸：66 x 80 x 280 mm
(长x阔x高)

重量：204 克

